

Building Inspections - May 2021

This brief report examines the vital statistics of the Building Inspections Division of the City of Cleburne. Detailed data is available for review at:

<http://www.cleburne.net/bimonthlyreport>

Permit Fees

\$13,284.96



■ MAY. 2020 ■ MAY. 2021



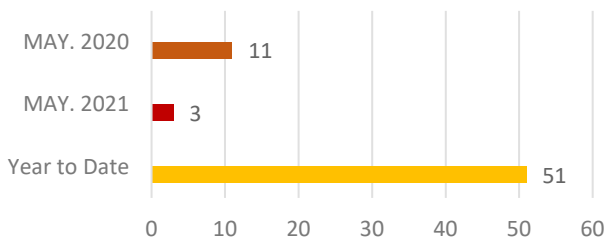
Miscellaneous Permits

	Residential	Non-Residential
MAY. 2020	23	6
MAY. 2021	20	1
Year to Date	92	15

(Includes all permit applications for residential and nonresidential construction, but not including new building permits.)



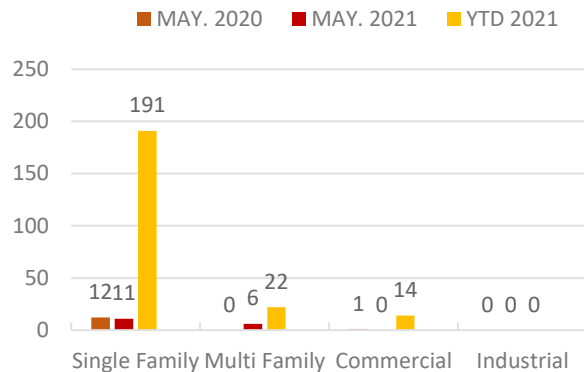
Certificates of Occupancy Issued



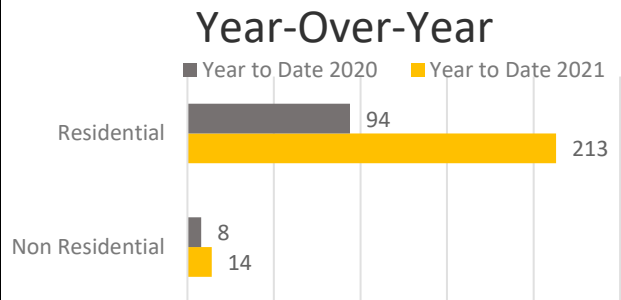
(A Certificate of Occupancy is issued for a new tenant, management change, name change or ownership change)



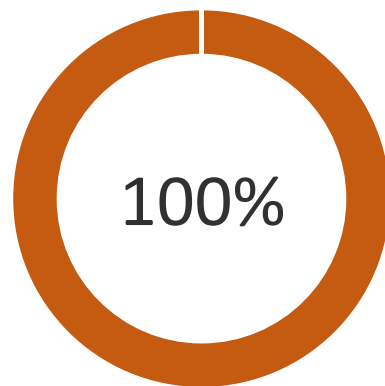
Building Permits



Building Permits Year-Over-Year



Inspections Completed in 24 Hrs,



(Current Performance Expectation is All Inspections Completed within 24 Hours)

PROJECTS: 0 -ZZZZZZZZZZ
 APPLIED DATES: 0/00/0000 THRU 99/99/9999
 ISSUED DATES: 5/01/2021 THRU 5/13/2021
 EXPIRE DATES: 0/00/0000 THRU 99/99/9999
 STATUS: ALL

*** SEGMENT RECAP ***

PROJECT SEGMENT - DESCRIPTION	# OF SEGMENTS	VALUATION	FEE
02 - APPROACH	5	0.00	287.50
07 - CERTIFICATE OF OCCUPANCY	31	0.00	172.50
09 - RESIDENTIAL DEMOLITION	1	0.00	57.50
17 - IRRIGATION	5	0.00	401.25
18 - MECHANICAL	8	0.00	405.25
22 - PLUMBING	3	0.00	0.00
23 - MISC RESIDENTIAL	6	4,414.42	276.56
29 - ELECTRICAL	11	0.00	457.75
31 - PLUMBING	10	0.00	162.50
32 - SINGLE FAMILY RESIDENCE	3	243,929.80	1,493.74
59 - COMMERCIAL FOUNDATION	1	0.00	25.00
*** TOTALS ***	56 54	248,344.22	3,739.55