



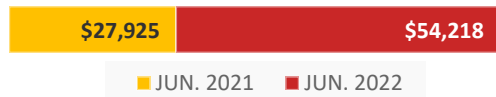
Building Services - Jun. 2022

This brief report examines the vital statistics of the Building Inspections Division of the City of Cleburne. Detailed data is available for review at:

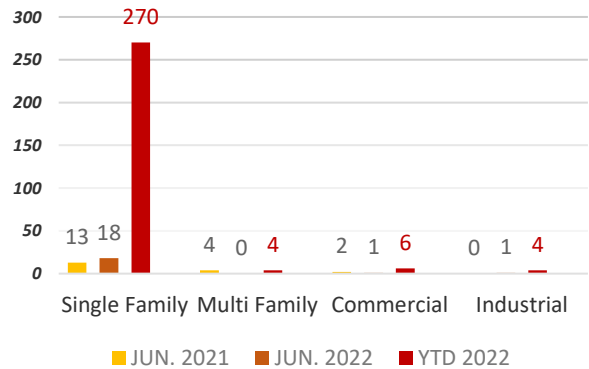
<http://www.cleburne.net/bimonthlyreport>

Permit Fees

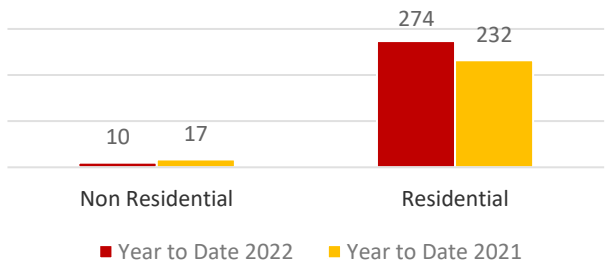
\$54,218.03



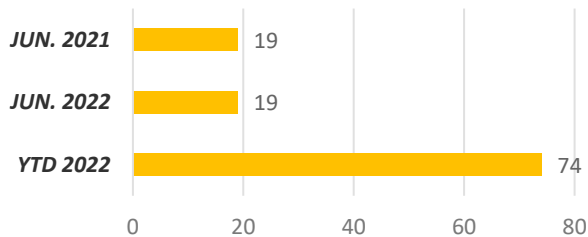
New Construction Permits



New Construction Permits Year Over Year

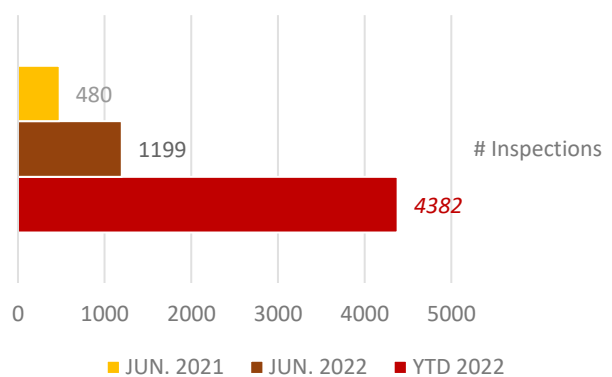


Certificates of Occupancy



A Certificate of Occupancy is issued for a new tenant, management change, name change or ownership change

Inspections Completed



Miscellaneous Permits

	Residential	Non-Residential
JUN. 2021	29	9
JUN. 2022	113	35
Year to Date	341	103

Includes permits other than those for new building construction (mechanical/electrical/plumbing, remodel, swimming pool, accessory structure, etc.)

Inspections Completed Within 24 Hours

100%

7/1/2022
9:21:17AM

City of Cleburne
BUILDING PERMITS ISSUED - Summary by Type and Subtype
For the Period 6/1/2022 to 6/30/2022

Permit Type	# of Permits	Valuation	Fees Charged
Certificate of Occupancy	19		\$1,092.50
Commercial Approach/Paving Permit	1		\$57.50
Commercial Demolition Permit	3		\$247.50
Commercial Electric Check	1		\$22.00
Commercial Electrical Permit	11		\$1,495.50
Commercial Irrigation Permit	1		\$80.25
Commercial Mechanical Permit	4		\$888.30
Commercial New Construction Permit	1	\$3,400,000.00	\$3,668.40
Commercial Open Air Structure Permit	1	\$40,000.00	\$251.56
Commercial Plumbing Permit	7		\$1,176.75
Commercial Remodel Permit	3	\$8,837,550.00	\$15,010.87
Commercial Sign Permit	13		\$1,970.00
Industrial Addition Permit	1	\$10,000.00	\$116.20
Industrial New Construction Permit	1	\$370,000.00	\$1,766.00
Residential Approach/Paving Permit Single Family	1		\$57.50
Residential Demolition Permit Single Family	1		\$57.50
Residential Electric Check Duplex	3		\$66.00
Residential Electric Check Single Family	3		\$66.00
Residential Electrical Permit Manufactured Home	1		\$49.25
Residential Electrical Permit Single Family	55		\$3,445.70
Residential Fence Permit Single Family	1		\$57.50
Residential Foundation Only Repair Permit Single Family	1		\$25.00
Residential Irrigation Permit Single Family	46		\$3,691.50
Residential Irrigation Permit Townhome	1		\$80.25
Residential Mechanical Permit Single Family	66		\$3,922.75
Residential Mechanical Permit Townhome	1		\$57.80
Residential New Construction Permit Single Family	18		\$9,507.50
Residential Open Air Structure Permit Single Family	1		\$41.60
Residential Plumbing Permit Single Family	23		\$1,114.25
Residential Pool/Spa Permit Single Family	4		\$417.50
Residential Remodel Permit Single Family	5		\$1,506.56
Residential Solar Panel Permit Single Family	42		\$1,050.00
Residential Storage Shed Single Family	5		\$403.04
Residential Window / Door Permit Single Family	4		\$100.00
Residential Window / Door Permit Townhome	1		\$25.00

7/1/2022
9:21:17AM

City of Cleburne
BUILDING PERMITS ISSUED - Summary by Type and Subtype
For the Period 6/1/2022 to 6/30/2022

Permit Type	# of Permits	Valuation	Fees Charged
Temporary Sign Permit	11		\$632.50
	Totals:	\$12,657,550.00	\$54,218.03