



Building Services - Feb. 2023

This brief report examines the vital statistics of the Building Inspections Division of the City of Cleburne. Detailed data is available for review at:

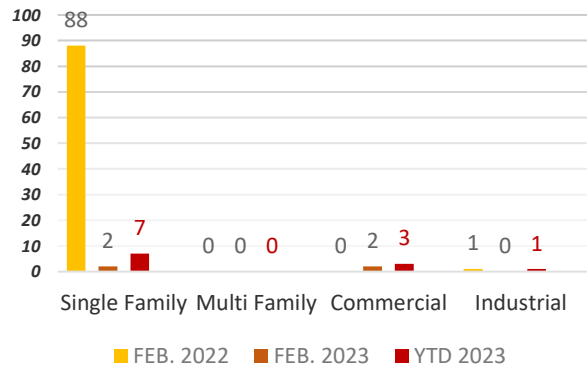
<http://www.cleburne.net/bimonthlyreport>

Permit Fees

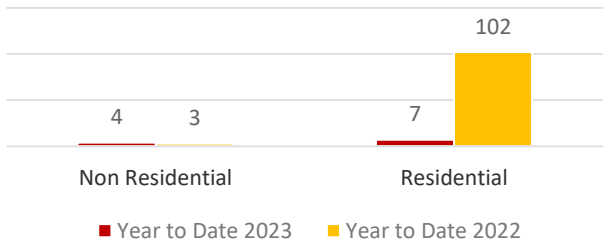
\$15,343.28



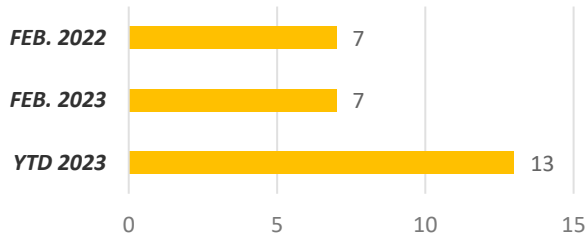
New Construction Permits



New Construction Permits Year Over Year

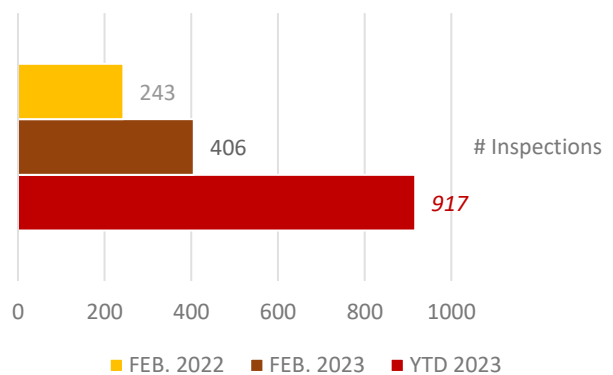


Certificates of Occupancy



A Certificate of Occupancy is issued for a new tenant, management change, name change or ownership change

Inspections Completed



Miscellaneous Permits

	Residential	Non-Residential
FEB. 2022	30	4
FEB. 2023	44	6
Year to Date	88	33

Includes permits other than those for new building construction (mechanical/electrical/plumbing, remodel, swimming pool, accessory structure, etc.)

Inspections Completed Within 24 Hours



3/1/2023
9:29:50AM

City of Cleburne
BUILDING PERMITS ISSUED - Summary by Type and Subtype
For the Period 2/1/2023 to 2/28/2023

Permit Type	# of Permits	Valuation	Fees Charged
Certificate of Occupancy	7		\$230.00
Commercial Approach/Paving Permit	1		\$57.50
Commercial Electric Check	2		\$44.00
Commercial Electrical Permit	10		\$745.35
Commercial Mechanical Permit	4		\$718.65
Commercial New Construction Permit	2	\$650,000.00	\$2,373.64
Commercial Plumbing Permit	6		\$285.25
Commercial Remodel Permit	2	\$342,000.00	\$939.20
Commercial Sign Permit	3		\$445.00
Residential Addition Permit Single Family	1		\$201.44
Residential Approach/Paving Permit Single Family	1		\$57.50
Residential Demolition Permit Single Family	1		\$57.50
Residential Electric Check Single Family	2		\$22.00
Residential Electrical Permit Mobile Home	1		\$44.00
Residential Electrical Permit Single Family	34		\$2,573.35
Residential Fence Permit Single Family	2		\$115.00
Residential Foundation Only Repair Permit Single Family	1		\$25.00
Residential Irrigation Permit Single Family	9		\$722.25
Residential Mechanical Permit Single Family	10		\$541.15
Residential New Construction Permit Single Family	2		\$979.60
Residential On-Site Sewage Permit Single Family	1		\$248.75
Residential Plumbing Permit Single Family	29		\$1,816.75
Residential Remodel Permit Single Family	9		\$1,508.48
Residential Roofing Permit Single Family	1		\$50.00
Residential Solar Panel Permit Single Family	13		\$325.00
Residential Storage Shed Single Family	3		\$141.92
Residential Window / Door Permit Single Family	3		\$75.00
Totals:	160	\$992,000.00	\$15,343.28