



Building Services - MAY 2023

This brief report examines the vital statistics of the Building Inspections Division of the City of Cleburne. Detailed data is available for review at:

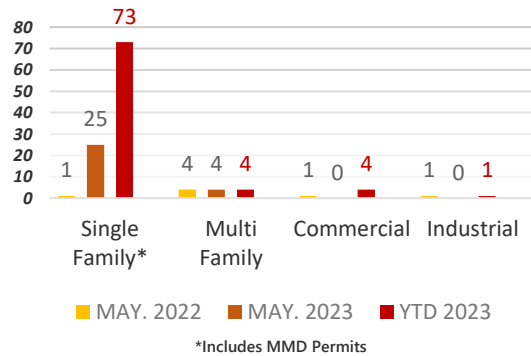
<http://www.cleburne.net/bimonthlyreport>

Permit Fees

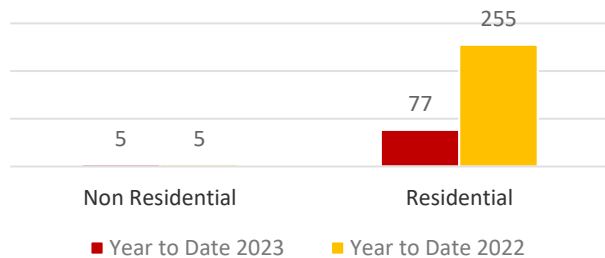
\$42,454.52



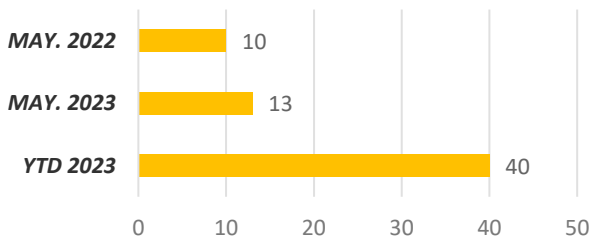
New Construction Permits



New Construction Permits Year Over Year

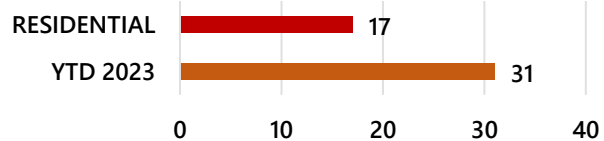


Certificates of Occupancy



A Certificate of Occupancy is issued for a new tenant, management change, name change or ownership change

Municipal Management District (Silo Mills)

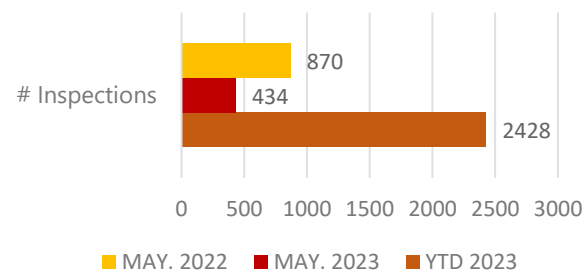


Miscellaneous Permits

	Residential	Non-Residential
MAY.2022	74	9
MAY.2023	40	13
Year to Date	202	65

Includes permits other than those for new building construction (mechanical/electrical/plumbing, remodel, swimming pool, accessory structure, etc.)

Inspections Completed



Inspections Completed Within 24 Hours

100%

6/5/2023
3:25:01PM

City of Cleburne
BUILDING PERMITS ISSUED - Summary by Type and Subtype
For the Period 5/1/2023 to 5/31/2023

Permit Type	# of Permits	Valuation	Fees Charged
Certificate of Occupancy	13		\$690.00
Commercial Electric Check	4		\$88.00
Commercial Electrical Permit	14		\$986.30
Commercial Fence Permit	1		\$102.50
Commercial Irrigation Permit	2		\$160.50
Commercial Mechanical Permit	9		\$927.85
Commercial Plumbing Permit	8		\$264.75
Commercial Remodel Permit	4	\$788,000.00	\$4,313.28
Commercial Roofing Permit	1		\$95.00
Commercial Sign Permit	5		\$575.00
Residential Addition Permit Single Family	3		\$723.20
Residential Approach/Paving Permit Single Family	2		\$115.00
Residential Demolition Permit Single Family	1		\$57.50
Residential Electric Check Single Family	3		\$66.00
Residential Electrical Permit Duplex	4		\$612.80
Residential Electrical Permit Manufactured Home	1		\$49.25
Residential Electrical Permit Multi-Family (more than 3 units)	5		
Residential Electrical Permit Single Family	56		\$6,393.35
Residential Fence Permit Single Family	1		\$57.50
Residential Foundation Only Repair Permit Single Family	2		\$50.00
Residential Irrigation Permit Single Family	10		\$802.50
Residential Mechanical Permit Multi-Family (more than 3 units)	1		\$48.30
Residential Mechanical Permit Single Family	17		\$1,117.10
Residential New Construction Permit Duplex	4		\$2,172.00
Residential New Construction Permit Manufactured Home	1		\$410.90
Residential New Construction Permit Single Family	24		\$13,496.01
Residential On-Site Sewage Permit Single Family	2		\$497.50
Residential Open Air Structure Permit Single Family	1		\$560.00
Residential Plumbing Permit Duplex	4		\$482.00
Residential Plumbing Permit Single Family	43		\$3,728.75
Residential Pool/Spa Permit Single Family	2		\$240.00
Residential Remodel Permit Single Family	2		\$2,006.08
Residential Roofing Permit Single Family	2		\$100.00
Residential Solar Panel Permit Single Family	8		\$200.00
Residential Storage Shed Single Family	1		\$125.60

6/5/2023
3:25:01PM

City of Cleburne
BUILDING PERMITS ISSUED - Summary by Type and Subtype
For the Period 5/1/2023 to 5/31/2023

Permit Type	# of Permits	Valuation	Fees Charged
Residential Window / Door Permit Single Family	1		\$25.00
Temporary Sign Permit	2		\$115.00
Totals:	264	\$788,000.00	\$42,454.52

6/5/2023
9:39:02AM

City of Cleburne
New Construction Permits - Residential
For the Period 5/1/2023 to 5/31/2023

Permit Type		# of Permits	Square Footage
Residential New Construction Permit Duplex		4	
RES2023-1458	103 Sabine, Unit A, Cleburne, TX		2,450.00
RES2023-1459	103 Sabine, Unit B, Cleburne, TX		2,450.00
RES2023-1460	105 Sabine, Unit A, Cleburne, Tx		2,450.00
RES2023-1461	105 Sabine, Unit B, Cleburne, TX		2,450.00
Residential New Construction Permit Manufactured Home		1	
RES2023-902	4160 WINDMILL RD, TX		1,860.00
Residential New Construction Permit Single Family		24	
RES2022-2927	317 E VAUGHN RD, CLEBURNE, TX, 76031		4,613.00
RES2023-425	127 WELLS ST, CLEBURNE, TX, 76031		1,782.00
RES2023-905	404 ROYAL ST, CLEBURNE, TX, 76031		2,041.00
RES2023-906	406 ROYAL ST, CLEBURNE, TX, 76031		2,200.00
RES2023-928	125 WELLS ST, CLEBURNE, TX, 76031		1,791.00
RES2023-1098	209 1/2 Erie St., Cleburne, TX		1,936.00
RES2023-1449	219 PEACOCK ST, CLEBURNE, TX, 76031		2,956.00
RES2023-1457	608 E BROWN ST, CLEBURNE, TX, 76031		1,947.00
RES2023-1475	924 BEVERLY DR, CLEBURNE, TX, 76033		2,663.00
RES2023-1484	1407 QUAIL CREEK DR, CLEBURNE, TX, 76033		2,361.00
RES2023-1485	1409 QUAIL CREEK DR, CLEBURNE, TX, 76033		1,962.00
RES2023-1486	1420 QUAIL CREEK DR, CLEBURNE, TX, 76033		2,527.00
RES2023-1558	633 QUAIL MEADOWS DR, TX, 76031		2,524.00
RES2023-1696	708 MISTY LN, CLEBURNE, TX, 76033		2,617.00
RES2023-1697	804 MISTY LN, CLEBURNE, TX, 76033		2,449.00
RES2023-1737	625 QUAIL MEADOWS DR, TX, 76031		2,404.00
RES2023-1967	1101 JANEHAVEN LAKES CT, CLEBURNE, TX, 76033		4,247.00
RES2023-2024	222 W HEARD ST, CLEBURNE, TX, 76033		2,154.00
RES2023-2087	901 BEVERLY DR, CLEBURNE, TX, 76033		2,676.00
RES2023-2152	706 MISTY LN, CLEBURNE, TX, 76033		2,110.00

6/5/2023
9:39:02AM

City of Cleburne
New Construction Permits - Residential
For the Period 5/1/2023 to 5/31/2023

Permit Type		# of Permits	Square Footage
RES2023-2185	904 MADELINE LN, CLEBURNE, TX, 76033		2,667.00
RES2023-2186	908 MADELINE LN, CLEBURNE, TX, 76033		2,741.00
RES2023-2187	910 MADELINE LN, CLEBURNE, TX, 76033		2,587.00
RES2023-2251	909 MADELINE LN, CLEBURNE, TX, 76033		3,024.00
Totals:		29	72,639.00