

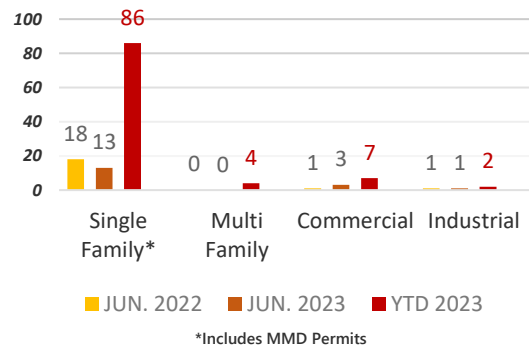


Building Services - JUN. 2023

This brief report examines the vital statistics of the Building Inspections Division of the City of Cleburne. Detailed data is available for review at:

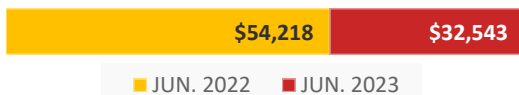
<http://www.cleburne.net/bimonthlyreport>

New Construction Permits

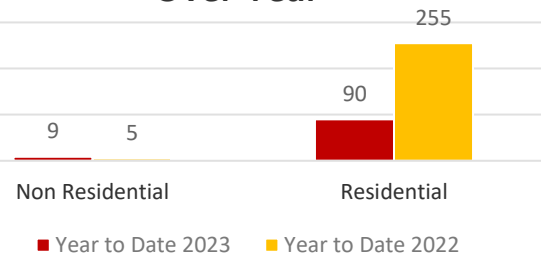


Permit Fees

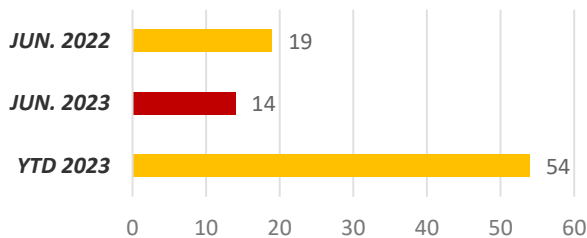
\$32,542.79



New Construction Permits Year Over Year

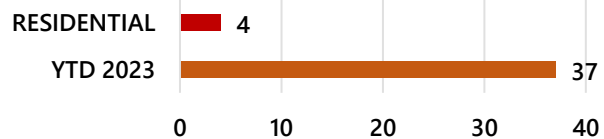


Certificates of Occupancy



A Certificate of Occupancy is issued for a new tenant, management change, name change or ownership change

Municipal Management District (Silo Mills)

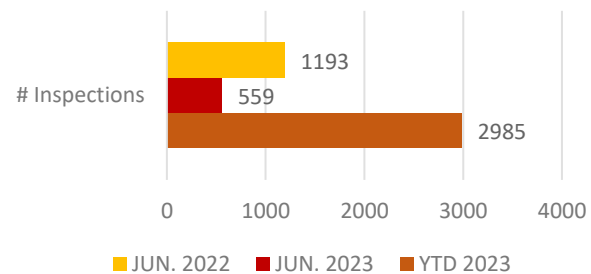


Miscellaneous Permits

| | Residential | Non-Residential |
|--------------|-------------|-----------------|
| JUN.2022 | 113 | 35 |
| JUN.2023 | 25 | 14 |
| Year to Date | 227 | 79 |

Includes permits other than those for new building construction (mechanical/electrical/plumbing, remodel, swimming pool, accessory structure, etc.)

Inspections Completed



Inspections Completed Within 24 Hours

100%

7/6/2023
2:21:52PM

City of Cleburne
BUILDING PERMITS ISSUED - Summary by Type and Subtype
For the Period 6/1/2023 to 6/30/2023

| Permit Type | # of Permits | Valuation | Fees Charged |
|--|---------------------|-----------------------|---------------------|
| Certificate of Occupancy | 14 | | \$1,075.00 |
| Commercial Approach/Paving Permit | 1 | | \$57.50 |
| Commercial Demolition Permit | 2 | | \$165.00 |
| Commercial Electric Check | 1 | | \$22.00 |
| Commercial Electrical Permit | 11 | | \$954.00 |
| Commercial Fence Permit | 1 | | \$102.50 |
| Commercial Mechanical Permit | 9 | | \$408.20 |
| Commercial New Construction Permit | 3 | \$4,553,828.50 | \$36,258.59 |
| Commercial Plumbing Permit | 3 | | \$121.75 |
| Commercial Pool/Spa Permit | 1 | \$105,000.00 | \$102.50 |
| Commercial Remodel Permit | 4 | \$99,001.00 | \$9,978.80 |
| Commercial Roofing Permit | 1 | | \$95.00 |
| Commercial Sign Permit | 4 | | \$1,010.00 |
| Industrial Open Air Structure Permit | 1 | \$144,424.94 | \$65.00 |
| Residential Addition Permit Single Family | 2 | | \$722.56 |
| Residential Approach/Paving Permit Single Family | 1 | | \$57.50 |
| Residential Electrical Permit Single Family | 38 | | \$4,050.90 |
| Residential Foundation Only Repair Permit Single Family | 1 | | \$25.00 |
| Residential Irrigation Permit Single Family | 4 | | \$321.00 |
| Residential Mechanical Permit Duplex | 4 | | \$245.20 |
| Residential Mechanical Permit Mobile Home | 1 | | \$70.50 |
| Residential Mechanical Permit Multi-Family (more than 3 units) | 2 | | \$96.60 |
| Residential Mechanical Permit Single Family | 38 | | \$2,586.20 |
| Residential New Construction Permit Duplex | 2 | | \$9,497.10 |
| Residential New Construction Permit Manufactured Home | 1 | | \$5,565.12 |
| Residential New Construction Permit Single Family | 6 | | \$32,414.06 |
| Residential On-Site Sewage Permit Single Family | 2 | | \$497.50 |
| Residential Plumbing Permit Mobile Home | 1 | | \$22.00 |
| Residential Plumbing Permit Single Family | 33 | | \$1,975.25 |
| Residential Pool/Spa Permit Single Family | 1 | | \$57.50 |
| Residential Remodel Permit Single Family | 3 | | \$459.32 |
| Residential Solar Panel Permit Single Family | 7 | | \$175.00 |
| Residential Window / Door Permit Single Family | 7 | | \$175.00 |
| Temporary Sign Permit | 1 | | \$57.50 |
| Totals: | 211 | \$4,902,254.44 | \$109,486.65 |

7/6/2023
2:29:01PM

City of Cleburne
New Construction Permits - Residential
For the Period 6/1/2023 to 6/30/2023

| Permit Type | | # of Permits | Square Footage |
|--|--|--------------|------------------|
| Residential New Construction Permit Duplex | | 2 | |
| RES2023-1216 | 311 SHADE TREE LN, CLEBURNE, TX, 76033 | | 1,691.00 |
| RES2023-1220 | 313 SHADE TREE LN, CLEBURNE, TX, 76033 | | 1,691.00 |
| Residential New Construction Permit Manufactured Home | | 1 | |
| RES2023-2378 | 1418 OLD BRIDGE RD, CLEBURNE, TX, 76033 | | 1,264.00 |
| Residential New Construction Permit Single Family | | 6 | |
| RES2023-1548 | 1012 N BORDER ST, CLEBURNE, TX, 76031 | | 2,197.00 |
| RES2023-1905 | 783 BARBER AVE, CLEBURNE, TX, 76031 | | 2,500.00 |
| RES2023-2023 | 402 ROBBINS ST, CLEBURNE, TX, 76031 | | 2,063.00 |
| RES2023-2086 | 900 MADELINE LN, CLEBURNE, TX, 76033 | | 2,181.00 |
| RES2023-2495 | 1411 QUAIL CREEK DR, CLEBURNE, TX, 76033 | | 2,152.00 |
| RES2023-2496 | 1413 QUAIL CREEK DR, CLEBURNE, TX, 76033 | | 2,258.00 |
| Totals: | | 9 | 17,997.00 |