



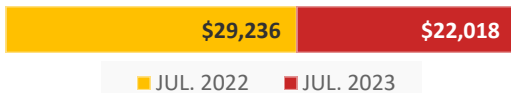
# Building Services - JUL. 2023

This brief report examines the vital statistics of the Building Inspections Division of the City of Cleburne. Detailed data is available for review at:

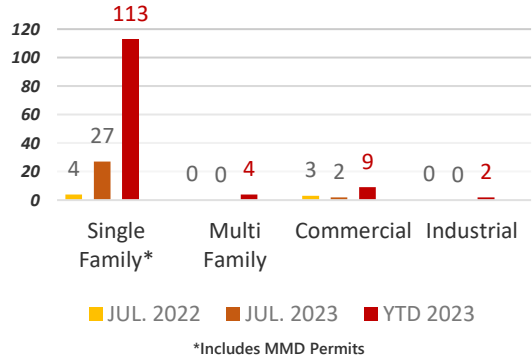
<http://www.cleburne.net/bimonthlyreport>

## Permit Fees

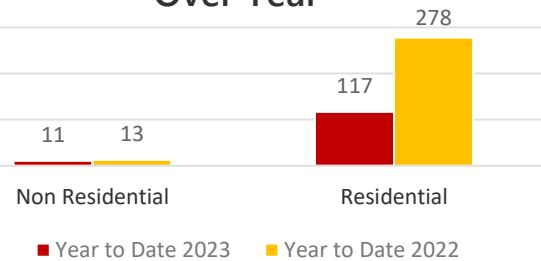
# \$22,018.24



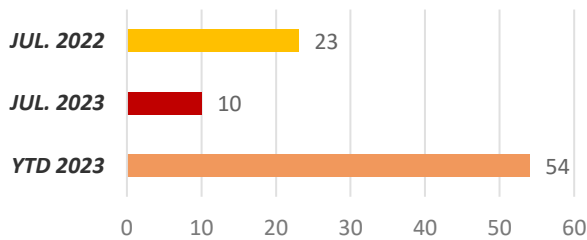
## New Construction Permits



## New Construction Permits Year Over Year

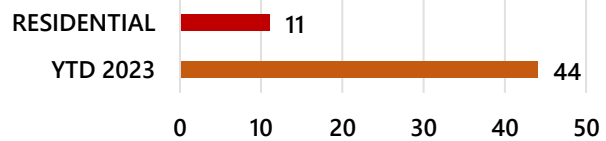


## Certificates of Occupancy

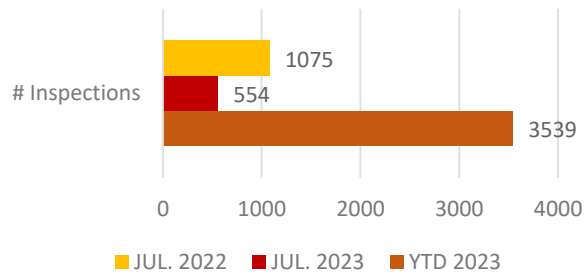


A Certificate of Occupancy is issued for a new tenant, management change, name change or ownership change

## Municipal Management District (Silo Mills)



## Inspections Completed



## Miscellaneous Permits

	Residential	Non-Residential
JUL.2022	101	17
JUL.2023	25	7
Year to Date	252	86

Includes permits other than those for new building construction (mechanical/electrical/plumbing, remodel, swimming pool, accessory structure, etc.)

**Inspections Completed Within 24 Hours**

**100%**

8/1/2023  
8:05:51AM

City of Cleburne  
**BUILDING PERMITS ISSUED - Summary by Type and Subtype**  
For the Period 7/1/2023 to 7/31/2023

<b>Permit Type</b>	<b># of Permits</b>	<b>Valuation</b>	<b>Fees Charged</b>
Certificate of Occupancy	10		\$575.00
Commercial Electrical Permit	4		\$358.90
Commercial Mechanical Permit	3		\$398.80
Commercial New Construction Permit	2	\$4,250,000.00	\$2,709.44
Commercial Plumbing Permit	5		\$208.50
Commercial Roofing Permit	1		\$95.00
Commercial Sign Permit	6		\$827.50
Residential Addition Permit Single Family	1		\$64.80
Residential Approach/Paving Permit Single Family	1		\$57.50
Residential Electrical Permit Duplex	2		\$368.30
Residential Electrical Permit Manufactured Home	1		\$100.50
Residential Electrical Permit Multi-Family (more than 3 units)	1		\$49.25
Residential Electrical Permit Single Family	19		\$1,849.40
Residential Fence Permit Single Family	1		\$57.50
Residential Foundation Only Repair Permit Single Family	2		\$50.00
Residential Irrigation Permit Single Family	1		\$80.25
Residential Mechanical Permit Duplex	3		\$196.90
Residential Mechanical Permit Single Family	26		\$1,736.20
Residential New Construction Permit Single Family	16		\$8,123.08
Residential Open Air Structure Permit Single Family	2		\$70.24
Residential Plumbing Permit Duplex	2		\$223.50
Residential Plumbing Permit Manufactured Home	1		\$142.50
Residential Plumbing Permit Single Family	31		\$2,691.00
Residential Pool/Spa Permit Single Family	1		\$120.00
Residential Remodel Permit Single Family	1		\$211.68
Residential Solar Panel Permit Single Family	1		\$25.00
Residential Window / Door Permit Single Family	9		\$225.00
Temporary Sign Permit	7		\$402.50
<b>Totals:</b>	<b>160</b>	<b>\$4,250,000.00</b>	<b>\$22,018.24</b>

8/1/2023  
8:12:16AM

City of Cleburne  
New Construction Permits - Residential  
For the Period 7/1/2023 to 7/31/2023

Permit Type		# of Permits	Square Footage
<b>Residential New Construction Permit</b>	<b>Single Family</b>	<b>16</b>	
RES2023-1363	1138 ALVARADO ST ,B, CLEBURNE		1,749.00
RES2023-1717	404 ERIE ST, CLEBURNE, TX, 76031		1,508.00
RES2023-1866	1910 ECHO LAKE CT, CLEBURNE TX, 76033		2,896.00
RES2023-1867	703 BASS LAKE LN, TX, 76033		2,896.00
RES2023-1868	708 BROKEN BOW LN, TX, 76033		2,896.00
RES2023-2232	431 ROSE AVE, TX, 76033		2,345.00
RES2023-2289	903 BEVERLY DR, CLEBURNE, TX, 76033		2,203.00
RES2023-2526	3146 MANCHESTER DR, TX		2,514.00
RES2023-2533	207 S WASHINGTON ST, CLEBURNE, TX, 76031		2,060.00
RES2023-2534	209 S WASHINGTON ST, CLEBURNE, TX, 76031		2,060.00
RES2023-2571	912 MADELINE LN, CLEBURNE, TX, 76033		2,214.00
RES2023-2575	911 BEVERLY DR, CLEBURNE, TX, 76033		2,389.00
RES2023-2594	905 BEVERLY DR, CLEBURNE, TX, 76033		2,096.00
RES2023-2598	901 VERSAILLES CT, CLEBURNE, TX, 76033		2,574.00
RES2023-2657	202 PEARL ST, CLEBURNE, TX, 76031		1,931.00
RES2023-2692	911 MADELINE LN, CLEBURNE, TX, 76033		2,001.00
<b>Totals:</b>		<b>16</b>	<b>36,332.00</b>