



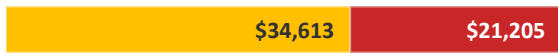
Building Services - AUG. 2023

This brief report examines the vital statistics of the Building Inspections Division of the City of Cleburne. Detailed data is available for review at:

<http://www.cleburne.net/bimonthlyreport>

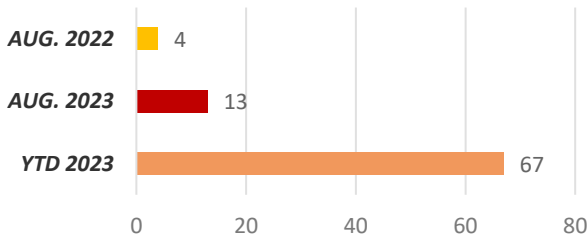
Permit Fees

\$21,204.57



■ AUG. 2022 ■ AUG. 2023

Certificates of Occupancy



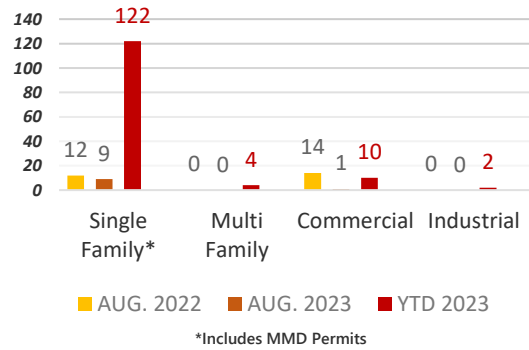
A Certificate of Occupancy is issued for a new tenant, management change, name change or ownership change

Miscellaneous Permits

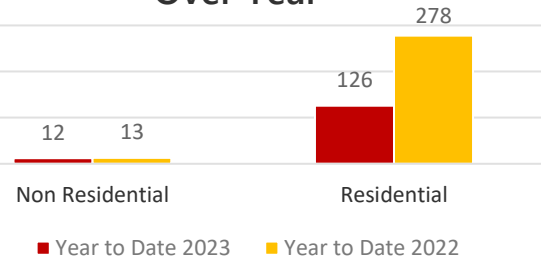
| | Residential | Non-Residential |
|--------------|-------------|-----------------|
| AUG.2022 | 121 | 15 |
| AUG.2023 | 37 | 15 |
| Year to Date | 289 | 101 |

Includes permits other than those for new building construction (mechanical/electrical/plumbing, remodel, swimming pool, accessory structure, etc.)

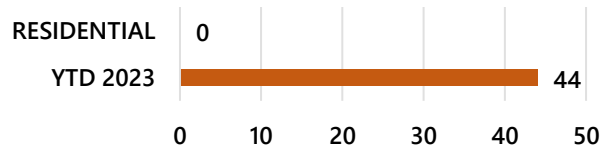
New Construction Permits



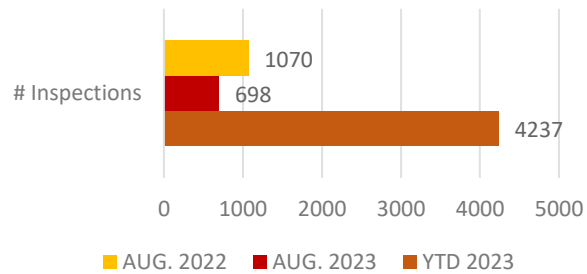
New Construction Permits Year Over Year



Municipal Management District (Silo Mills)



Inspections Completed



Inspections Completed Within 24 Hours

100%

9/1/2023
5:50:18PM

City of Cleburne
BUILDING PERMITS ISSUED - Summary by Type and Subtype
For the Period 8/1/2023 to 8/31/2023

| Permit Type | # of Permits | Valuation | Fees Charged |
|---|---------------------|-----------------------|---------------------|
| Certificate of Occupancy | 13 | | \$690.00 |
| Commercial Cell Tower Permit | 1 | | \$25.00 |
| Commercial Electrical Permit | 25 | | \$1,889.75 |
| Commercial Mechanical Permit | 8 | | \$372.00 |
| Commercial New Construction Permit | 1 | \$1,800,000.00 | \$88.00 |
| Commercial Open Air Structure Permit | 1 | \$18,600.00 | \$161.80 |
| Commercial Plumbing Permit | 9 | | \$293.25 |
| Commercial Roofing Permit | 1 | | \$95.00 |
| Commercial Sign Permit | 5 | | \$700.00 |
| Residential Addition Permit Single Family | 2 | | \$225.60 |
| Residential Electrical Permit Single Family | 42 | | \$4,294.65 |
| Residential Foundation Only Repair Permit Single Family | 5 | | \$125.00 |
| Residential Garage Permit Single Family | 1 | | \$335.97 |
| Residential Irrigation Permit Single Family | 11 | | \$882.75 |
| Residential Mechanical Permit Single Family | 25 | | \$1,724.50 |
| Residential New Construction Permit Single Family | 9 | | \$4,860.40 |
| Residential Open Air Structure Permit Single Family | 2 | | \$288.04 |
| Residential Plumbing Permit Duplex | 1 | | \$120.50 |
| Residential Plumbing Permit Single Family | 37 | | \$2,428.00 |
| Residential Pool/Spa Permit Single Family | 1 | | \$120.00 |
| Residential Remodel Permit Single Family | 6 | | \$1,259.36 |
| Residential Solar Panel Permit Single Family | 7 | | \$175.00 |
| Residential Window / Door Permit Single Family | 2 | | \$50.00 |
| Totals: | 215 | \$1,818,600.00 | \$21,204.57 |

9/6/2023
9:44:33AM

City of Cleburne
New Construction Permits - Residential
For the Period 8/1/2023 to 8/31/2023

| Permit Type | | # of Permits | Square Footage |
|--|---------------------------------------|--------------|------------------|
| Residential New Construction Permit | Single Family | 9 | |
| RES2023-1548 | 1012 N BORDER ST, CLEBURNE, TX, 76031 | | 2,197.00 |
| RES2023-2481 | 202 ROBBINS ST, CLEBURNE, TX, 76031 | | 2,167.00 |
| RES2023-2889 | 1202 HOLLY ST, CLEBURNE, TX, 76033 | | 2,363.00 |
| RES2023-3031 | 903 MADELINE LN, CLEBURNE, TX, 76033 | | 2,689.00 |
| RES2023-3034 | 1907 WESTHILL DR, CLEBURNE, TX, 76033 | | 2,292.00 |
| RES2023-3062 | 1909 W WESTHILL DR, CLEBURNE, TX | | 2,174.00 |
| RES2023-3068 | 1911 WESTHILL DR, CLEBURNE, TX, 76033 | | 2,204.00 |
| RES2023-3069 | 902 MADELINE LN, CLEBURNE, TX, 76033 | | 3,327.00 |
| RES2023-3169 | 1101 HOLLY ST, TX, 76033 | | 2,497.00 |
| Totals: | | 9 | 21,910.00 |